



AUCKLAND  
lvl 2/26 lorne street, auckland, nz 1010  
p: +64 9 373 5258

WELLINGTON  
lvl 2/1 blair street, wellington, nz 6011  
po box 19212, wellington, nz 6149  
p: +64 4 381 3355

# NORTHCOTE COMMUNITY HUB

## LANDSCAPE PRELIMINARY DESIGN

REVISION:	ISSUE:	DATE:
A	PRELIMINARY DESIGN ISSUE	28 MARCH 2024

*prepared by:*  
Wā | WRAIGHT + ASSOCIATES LIMITED

*prepared for:*  
EKE PANUKU

*in collaboration with:*  
ARCHITECTUS

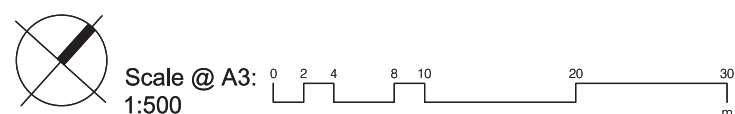


# Illustrative Plan



## Legend:

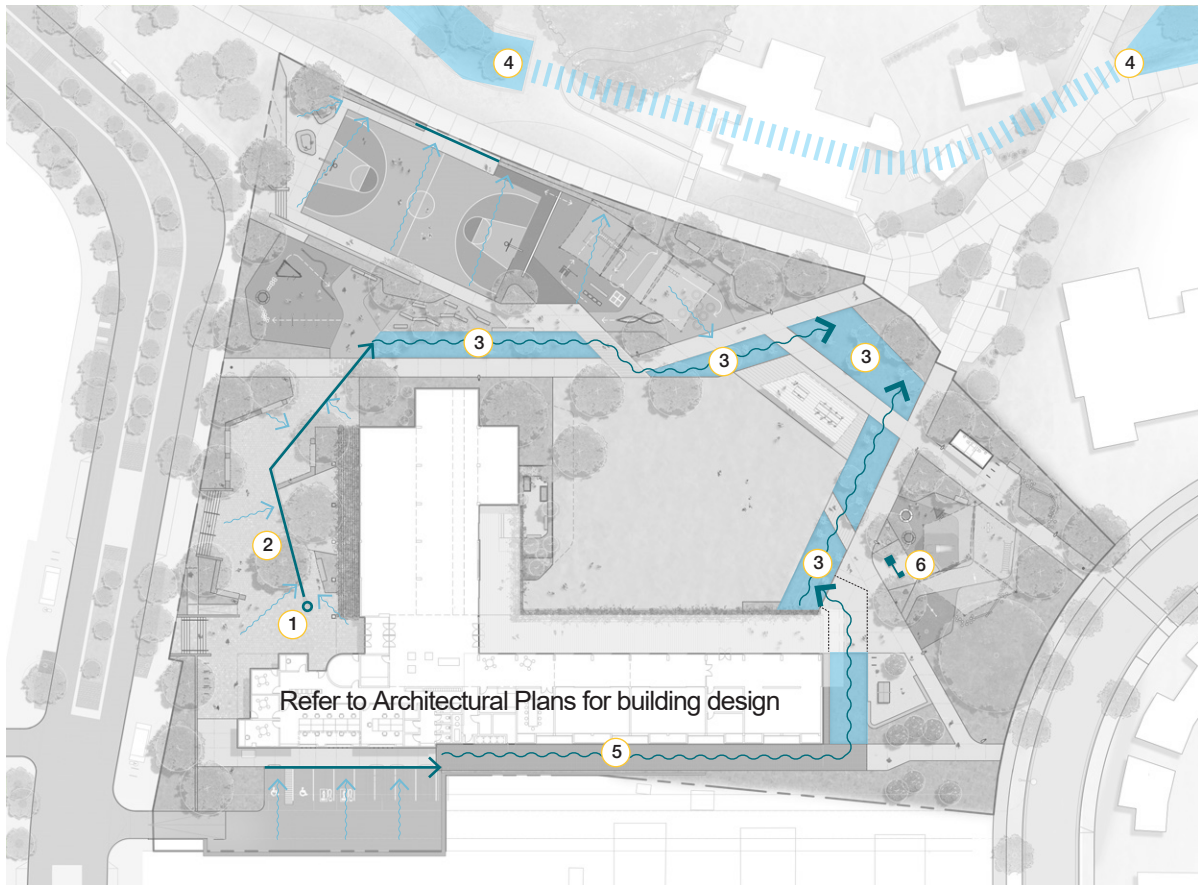
- ① Civic Space / Library Plaza (Name TBC)
- ② Potential water feature / drinking fountain
- ③ Playground (junior – senior focus)
- ④ Basketball court
- ⑤ Shelter (50m<sup>2</sup>)
- ⑥ Playground (early childhood – childhood focus)
- ⑦ Orchard garden and terraced seating
- ⑧ Deck (Refer architect)
- ⑨ Swale
- ⑩ Lawn
- ⑪ Carpark and service access
- ⑫ Climbing plants
- ⑬ Library / learning garden
- ⑭ Ramp access
- ⑮ Refurbished existing pergola
- ⑯ Public toilets
- ⑰ Overland flow culvert beneath deck / concrete





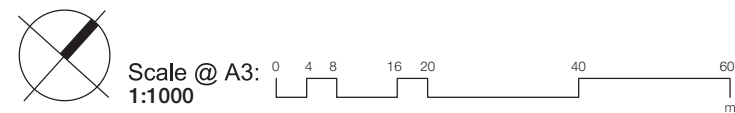
# Strategy Diagrams

## Water & Stormwater:

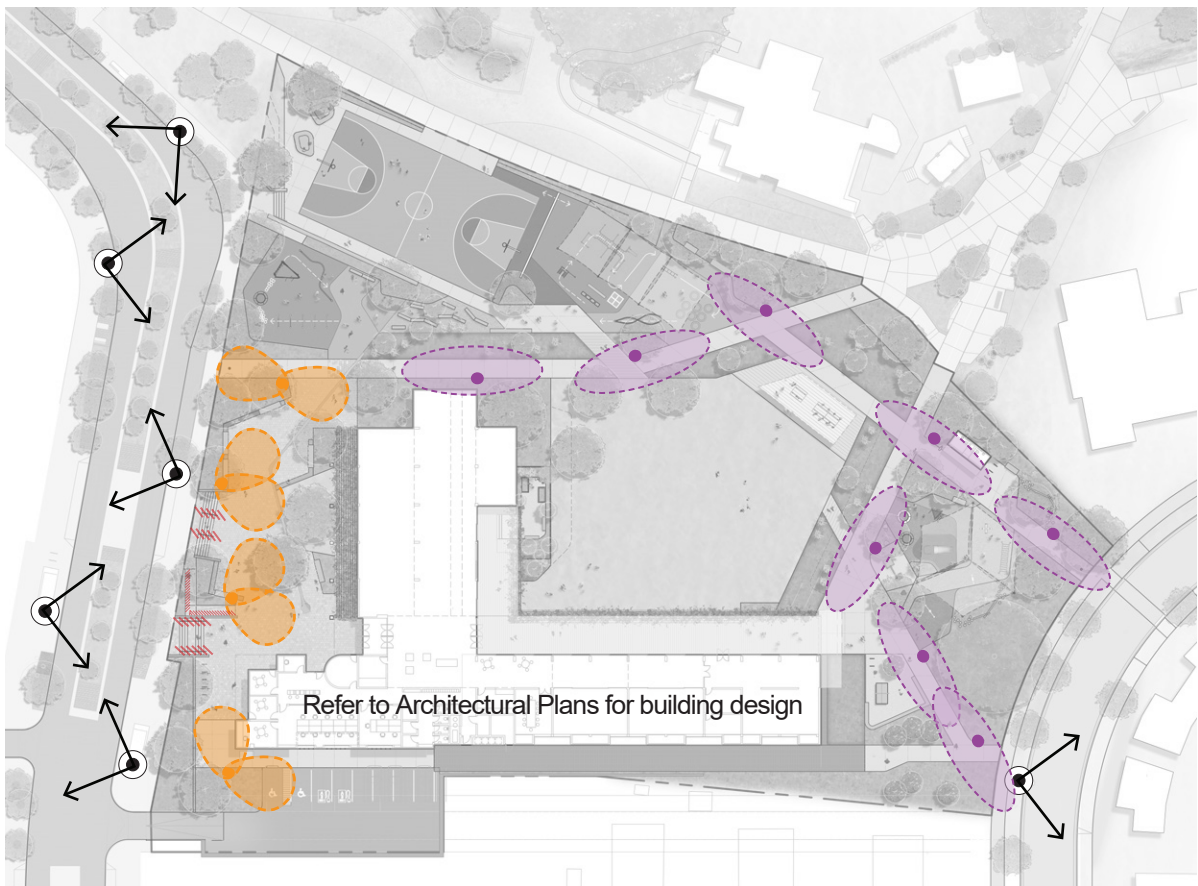


- 1 Custom Water Sulpture / Drinking Fountain TBC.  
Design to be coordinated with Artist
- 2 Custom Grated Channel Drain Element.  
Outlet into Swale
- 3 Planted Swale
- 4 Awataha Stream
- 5 Overland Flow - Covered Culvert. Refer Civil Engineer
- 6 Water Play TBC

Strategy indicative - refer Civil Engineer drawings



## Lighting:



- Maxiwood or Similar Light Pole | 6m high
- Path Pole Lighting | 4-5m high
- Feature Lighting to Stairs / Ramps.  
Allow for lighting integrated with handrail
- Proposed Future Light Poles  
Lighting by others along Ernie Mays Street & Cadness Street

Strategy indicative - final pole positions to be coordinated during developed design. Refer Lighting Engineer drawings



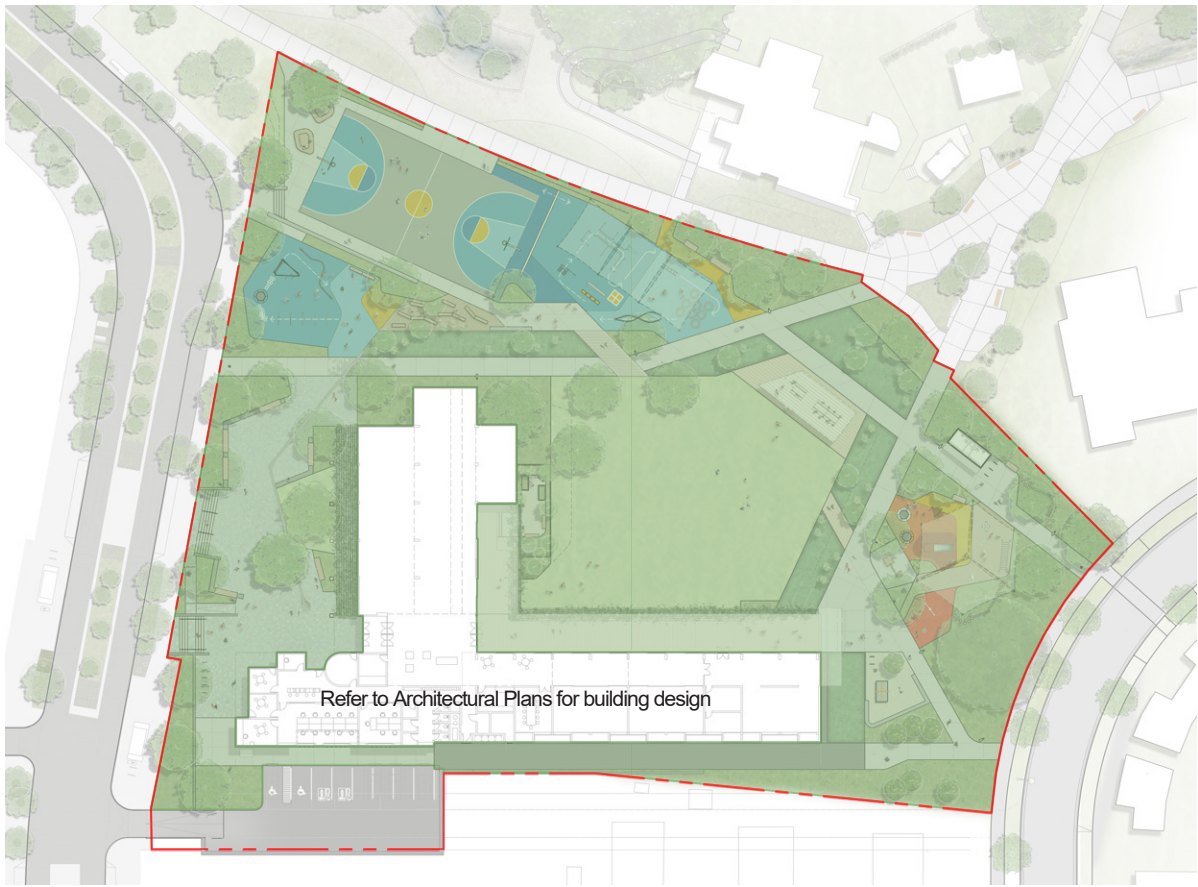
# Open Space Comparison Diagram

Existing:

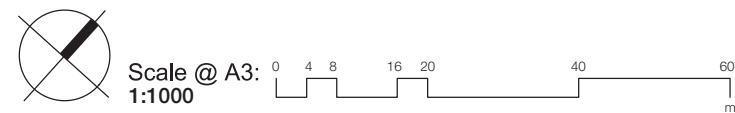


Existing Open Space = **6,389 m<sup>2</sup>**  
**73.5%** of the Total Site Area  
*Note: Includes existing footpaths. Carparking areas and access excluded*

Proposed Design:

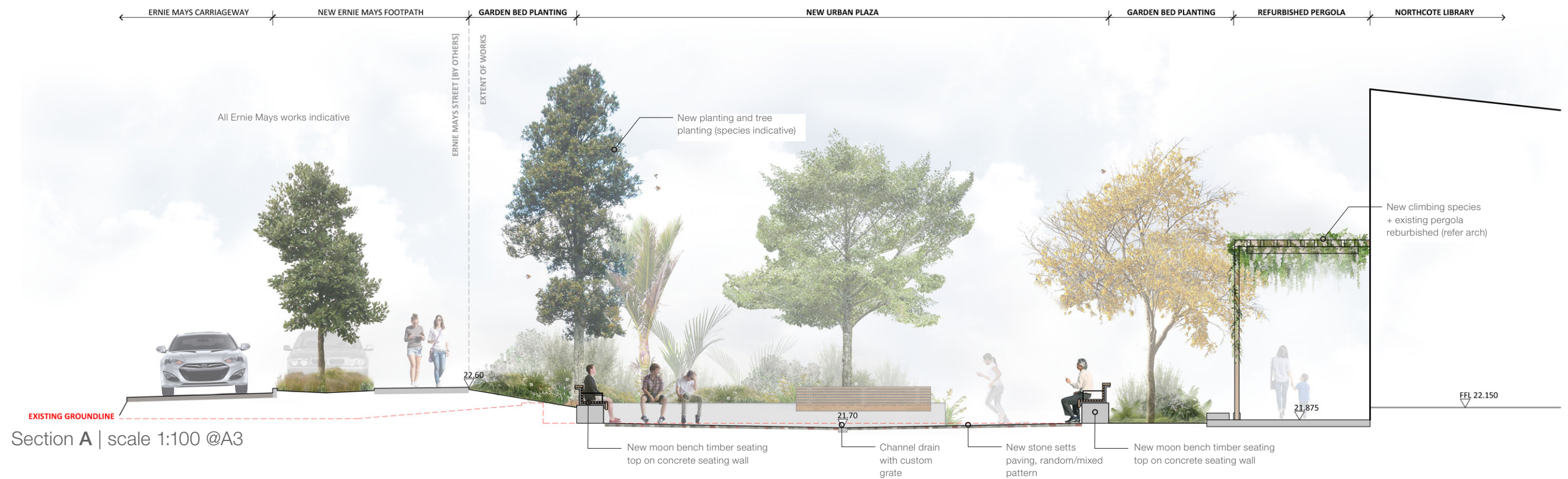


Proposed Open Space = **6,868 m<sup>2</sup>**  
**79.0%** of the Total Site Area  
An increase of **+7.5%** in total open space






# Illustrative Landscape Sections 01



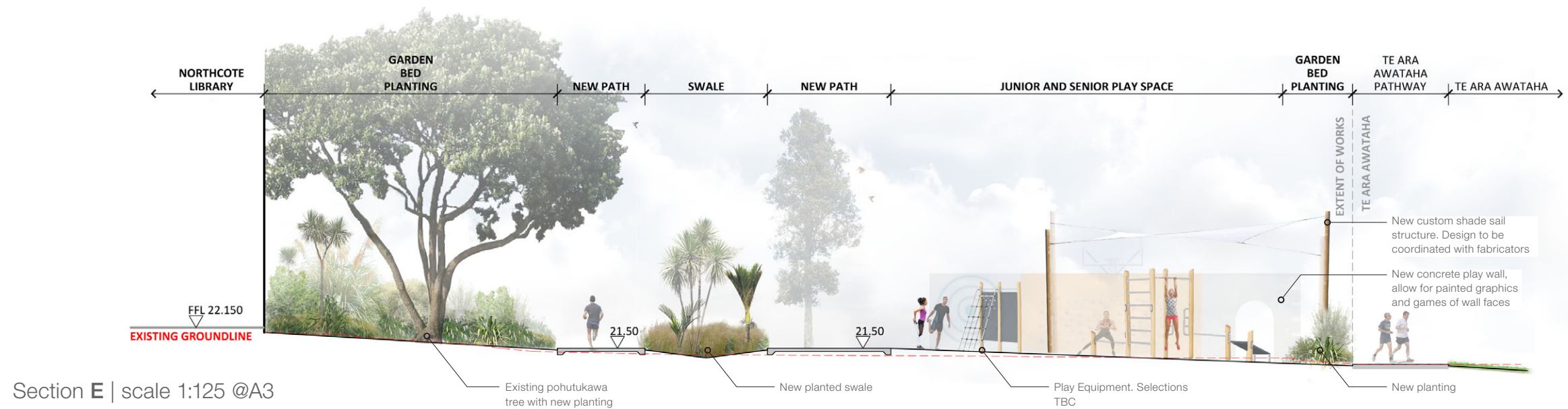
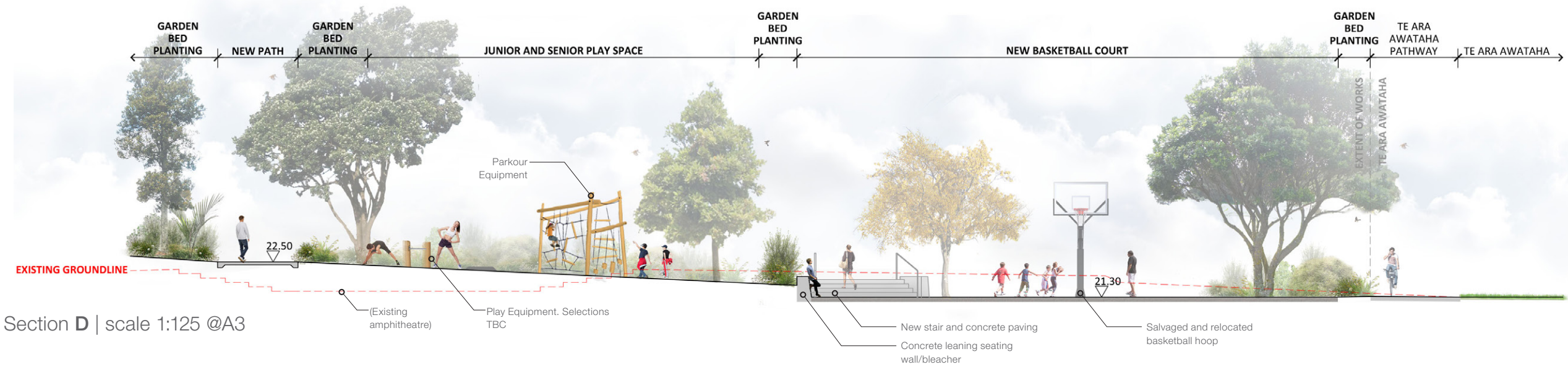


# Illustrative Landscape Sections 02





# Illustrative Landscape Sections 03

























Illustrative Landscape Sections 04





# Material and Furniture Palette

Concrete finish 1.	Concrete finish 2.	Stone Paving	Timber deck	Timber bridge	Composite deck	Bound aggregate paving
						
Sandblast finish (To match Ara Awataha)	Exposed aggregate finish (To match Ara Awataha)	Small unit stone pavers; mixed stone types; nominal 80x80mm; install on concrete base.	Hardwood timber deck; nominal 140mm wide x 45mm thick board, screw fixed.	Large format hardwood timber to bridge swales in places; flush with adjacent concrete paving.	To cover overland flow culvert; allow for structure to be integrated with/above culvert.	Organic-Loc or similar
Rubber soft fall	Bark mulch	Lawn		Shade Sail	Timber fence	Drainage channel
						
Colours vary; fall height varies, typical 1200mm max	Nom. 300mm thick to play areas	Hydroseeded		Custom shade sail structures to play areas, TBC with shade sail supplier/fabricator. Opportunity for Mana Whenua design collaboration	Fence to Library/eco garden 800mm high; 45x45mm hwd timber batten, painted galv steel frame	Aco drainaige channel Nom. 200mm wide; custom grate design TBC Opportunity for Mana Whenua design collaboration
Cycle Rack	Drinking Fountain	Bin	Lighting	Timber bench		Picnic Set
						
Type D Cycle Rack FEL Group Street Furniture 475mm wide	Accessible drinking fountain Walkspace (allow 2#)	Waste Bin Walkspace (Allow 3#)	Lighting Maxiwoody Iguzzini Nom. 2 fittings per pole. (Refer ligting engineer for lighting options)	Moon Bench FEL Group Street Furniture 3m and 1.8m lengths, with and without backrest	Laminated timber bench Bespoke mass timber seating and retaining features to match Ara Awataha	Ore Picnic table and bench (allow 2# sets)



# Play Area – Early Childhood, Childhood Focus




## Legend:

- 1 Spining Bucket  
(Repurposed from Library Plaza )
- 2 Arch toddler swing  
(Repurposed from Library Plaza )
- 3 Timber balance beams
- 4 Timber stepping stones
- 5 Kompan sunflower swing  
(Repurposed from Library Plaza )
- 6 Arched climbing frame  
(Repurposed from Library Plaza )
- 7 Butterfly see-saw
- 8 Tower with firemans pole
- 9 Steel slide
- 10 Round trampoline
- 11 Water play feature TBC.

All selections and siting TBC.

1



**Categories:** Spinning  
**Age group:** 3-12yrs  
**Themes:** Inclusive & Accessible  
**Supplier:** *Ex equipment salvaged from Norman King Square. Allow for footings/reinstallation*

2



**Categories:** Swing  
**Age group:** 1-3yrs  
**Themes:** Inclusive & Accessible  
**Supplier:** *Ex equipment salvaged from Norman King Square. Allow for footings/reinstallation*

3



**Categories:** Balancing  
**Age group:** 1+  
**Themes:** Nature Play  
**Supplier:** Kompan

4



**Categories:** Balancing  
**Age group:** 1+  
**Themes:** Nature Play  
**Supplier:** Playground People

5



**Categories:** Swinging  
**Age group:** 3-5yrs  
**Themes:** Inclusive & Accessible  
**Supplier:** *Ex equipment salvaged from Norman King Square. Allow for footings/reinstallation*

6



**Categories:** Outdoor fitness  
**Age group:** 4+  
**Themes:** Nature Play  
**Supplier:** *Ex equipment salvaged from Norman King Square. Allow for footings/reinstallation*

7




**Categories:** Swinging  
**Age group:** 3-8yrs  
**Themes:** Nature Play  
**Supplier:** Kompan

8



**Categories:** Climbing, sliding  
**Age group:** 4+  
**Themes:** Nature Play  
**Supplier:** Kompan

9



**Categories:** Sliding  
**Age group:** 3+  
**Themes:** Nature Play  
**Supplier:** EPS Fabrication Ltd.

10



**Categories:** Jumping  
**Age group:** 3-12yrs  
**Themes:** Interactive Play  
**Supplier:** Kompan

11



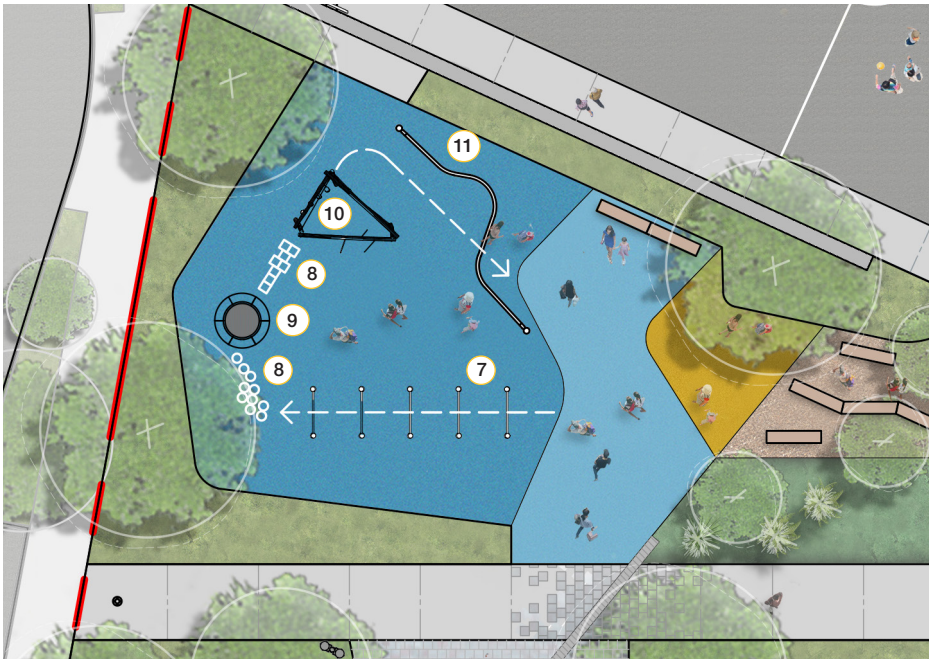
**Categories:** Water play  
**Age group:** 3yrs+  
**Themes:** Nature Play  
**Supplier:** Kompan



Scale @ A3: 1:250



# Play Area – Junior, Senior and Youth focus



## Legend:

- 1 Rubber Stepping cubes (set at different heights)
- 2 Vertical net wall
- 3 Combi 5 (outdoor fitness set)
- 4 Dip benches
- 5 Tyre hoops (circuit training)
- 6 Battle rope (circuit traning)
- 7 Hurdles Robinia
- 8 Painted hopscotch games
- 9 Round trampoline
- 10 Parkour 2 (climbing set)
- 11 Junior battle rope (circuit training)

All selections an siting TBC. Allow for 2 additional pieces of play equipment.

1



Categories: Balancing  
Age group: 1yrs+  
Themes: Imainative Play  
Supplier: Euroflex / Playground People

2



Categories: Play Outdoor fitness  
Age group: Adults, Teenagers, Active Aging  
Themes: Nature Play  
Supplier: Kompan

3



Categories: Play, Outdoor fitness  
Age group: Adults, Teenagers, Active Aging  
Themes: Nature Play, Inclusive Play  
Supplier: Kompan

4



Categories: Play, Outdoor fitness  
Age group: Adults, Teenagers, Active Aging  
Themes: Inclusive Play  
Supplier: Kompan

5



Categories: Play, Outdoor fitness  
Age group: Adults, Teenagers, Active Aging  
Themes: Inclusive Play  
Supplier: TBC.

6



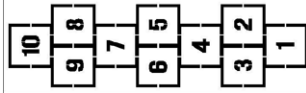
Categories: Play, Outdoor fitness  
Age group: Adults, Teenagers, Active Aging  
Themes: Inclusive Play  
Supplier: TBC.

7




Categories: Jumping  
Age group: 13+  
Themes: Interactive Play  
Supplier: Kompan

8



Categories: Jumping  
Age group: 3-12 yrs  
Themes: Interactive Play  
Supplier: TBC.

9



Categories: Jumping  
Age group: 3-12 yrs  
Themes: Interactive Play  
Supplier: Kompan

10



Categories: Balancing, climbing  
Age group: 6+ yrs  
Themes: Nature Play  
Supplier: Kompan

11



Categories: Outdoor fitness  
Age group: Adults, Teenagers, Active Aging  
Themes: Inclusive Play  
Supplier: TBC.



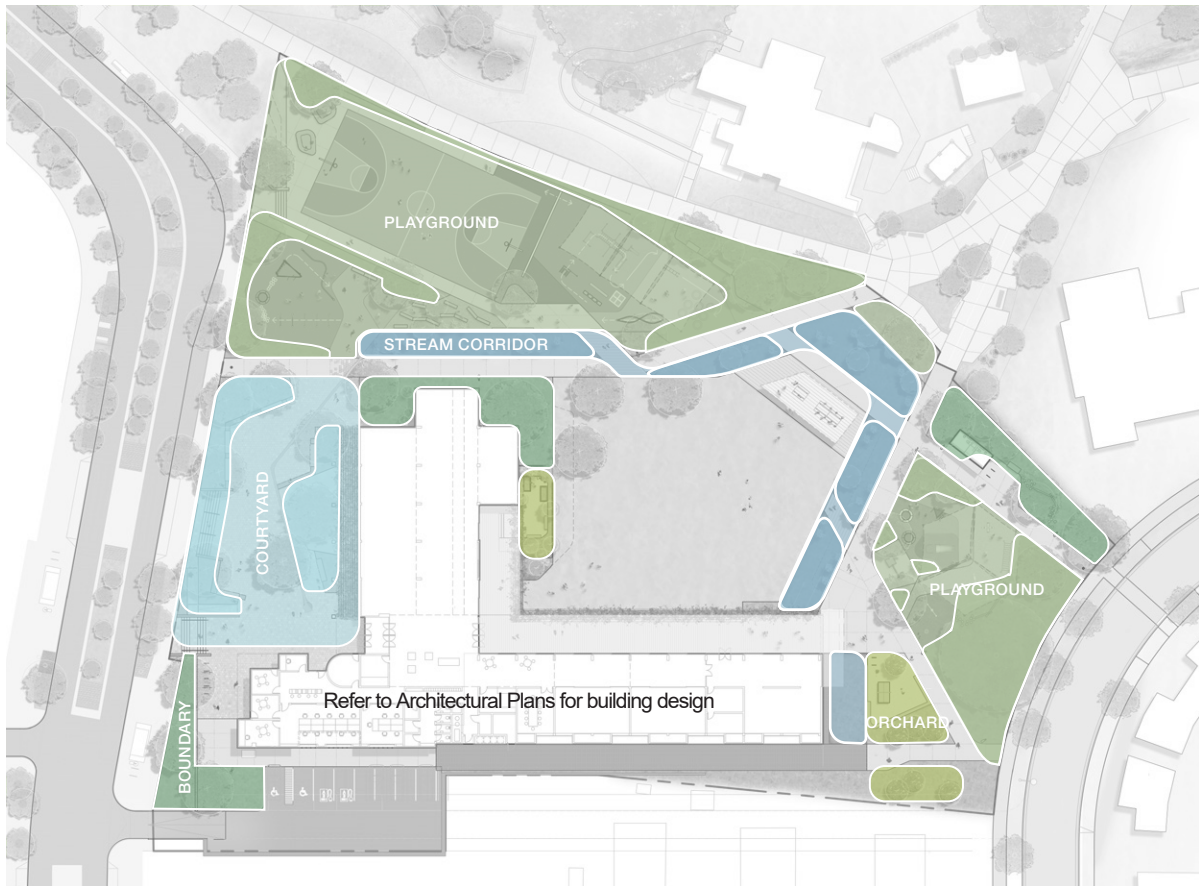
Scale @ A3: 1:250





# Planting Strategy

All plant species to be reviewed in collaboration with Mana Whenua advisors



- Stream corridor mix
- Playground mix
- Courtyard mix
- Orchard mix
- Boundary mix

STREAM CORRIDOR MIX:



- Apodasmia similis
- Carex geminata
- Carex secta
- Ficiina nodosa

ORCHARD MIX:



- Hebe topiaria
- Libertia ixiodes
- Miniature toetoe
- Carex secta
- Rosemary?
- Sage?
- Thyme?

PLAYGROUND MIX:



- Carex secta
- Corokia
- buddleiodes
- Coprosma kirkii
- Dianella nigra
- Griselinia lucida
- Hebe - Oratia Beauty
- Libertia grandiflora
- Libertia ixiodes

COURTYARD MIX:

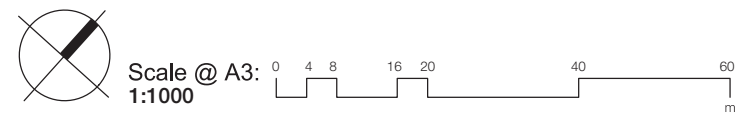


- Carex secta
- Chinochloa flavicans
- Coprosma propinqua
- Coprosma rhamnoides
- Corokia
- buddleiodes
- Clematis paniculata

BOUNDARY MIX:



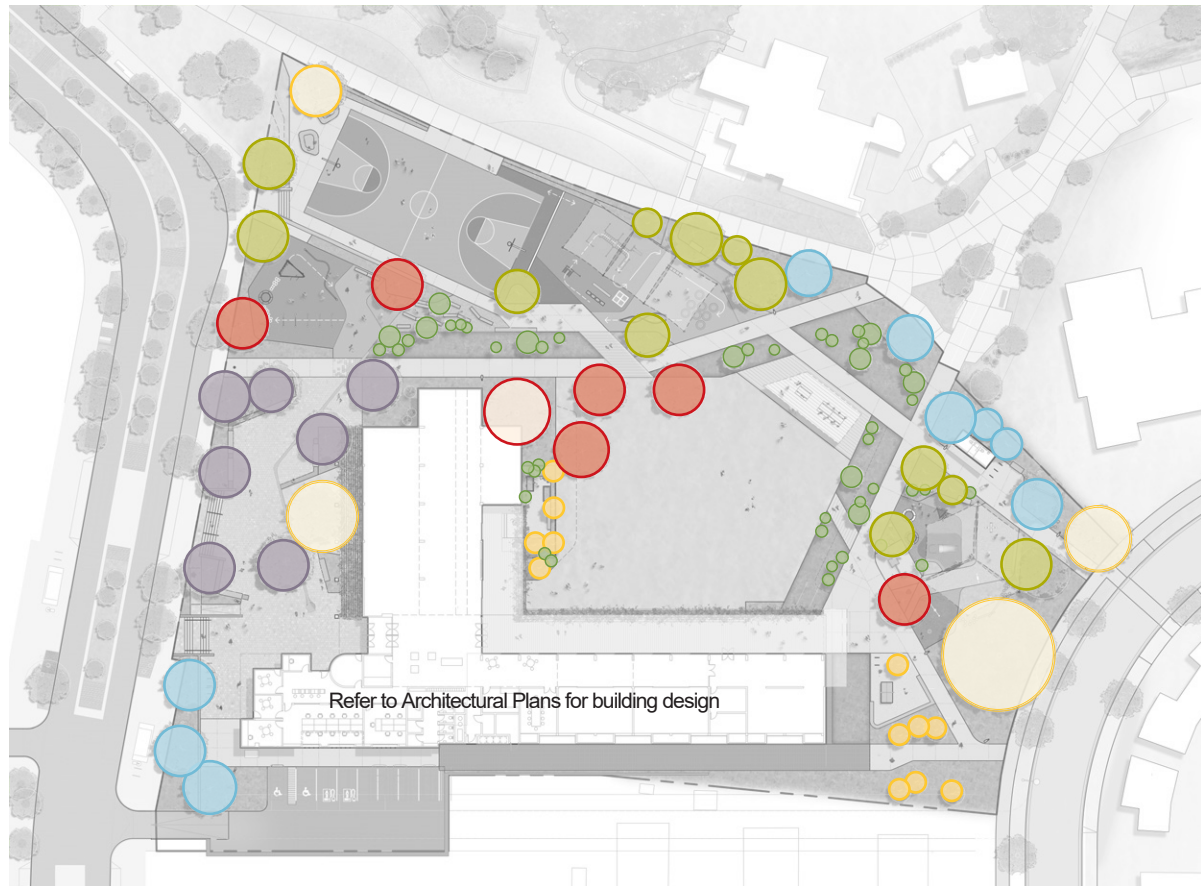
- Apodasmia similis
- Arthropodium cirratum
- Austroderia toetoe
- Carex secta
- Chinochloa flavicans
- Corokia
- buddleiodes
- Coprosma kirkii
- Dianella nigra
- Griselinia lucida
- Hebe - Oratia Beauty
- Libertia grandiflora
- Libertia ixiodes
- Muhlenbeckia astonii
- Phormium cookianum
- Phormium tenax
- Pseudopanax lessonii





# Tree Planting Strategy

All plant species to be reviewed in collaboration with Mana Whenua advisors



- PRIMARY TREE  
Pohutukawa
- BOUNDARY  
Hoheria  
Kohekohe  
Tanekaha  
Tawa
- ORCHARD:  
Mandarin  
Persimmon  
Plum  
Lime  
Lemon
- STREAM CORRIDOR  
Ti kouka  
Nikau  
Ribbonwood
- COURTYARD  
Titoki  
Rewarewa  
Kowhai  
Gleditsia  
Putaputaweta
- PLAYGROUND  
Taraire  
Rewarewa  
Kowhai  
Tawa
- Existing exotic retained
- Existing native trees retained



Pohutukawa  
*Metrosideros excelsa*



Ti Kouka  
*Cordyline australis*



Nikau  
*Rhopalostylis sapida*



Ribbonwood  
*Plagianthus regius*



Pohutukawa  
*Metrosideros excelsa*




Rewarewa  
*Cordyline australis*




Nikau  
*Rhopalostylis sapida*



Lacebark  
*Hoheria populnea*



Kohekohe  
*Didymocheton spectabili*




Tanekaha  
*Phyllocladus trichomanoides*



Tawa  
*Beilschmiedia tawa*



Titoki  
*Alectryon excelsus*



Putaputaweta  
*Carpodetus serratus*



Honey locust  
*Gleditsia triacanthos 'sunburst'*




Mandarin 'Satsuma'  
*Citrus unshiu*



Persimmon 'Fuyu'  
*Diospyros kaki 'Fuyu'*



Peach 'Orion'  
*Prunus persica*



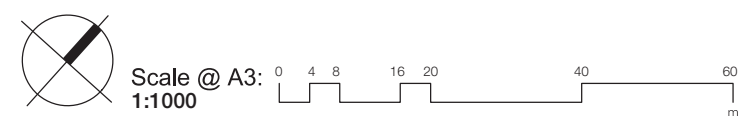
Plum 'Luisa'  
*Plum domestica 'Luisa'*



Lime 'Bearss'  
*Citrus x latifolia*




Lemon" Meyer'  
*Citrus x meyeri*






## Precedent Imagery - Library Plaza (Name TBC)




- Approximately 800-1000mm below street level
- Strong connection to Pearn Place, Community Hub entrance and Te Ara Awataha
- Open, primarily paved space supporting movement and events
- Retain existing tree and pergola to maintain established views and shade
- Range of seating opportunities
- Positive relationship with library - a shaded reading room
- *Images indicative only*





## Precedent Imagery - Pūawai open spaces




- Large, flat central lawn
- Strong connection to Pearn Place, Community Hub entrance and Te Ara Awataha
- Occupation spilling from building edge / verandah, including possible performance
- Library / learning garden integrated along edge of building
- Small Orchard and quieter seating areas
- *Images indicative only*






## Precedent Imagery - Playground – early childhood, childhood focus



- Focussed on Early Childhood (0-4) and Childhood (5-9) age groups
- Mix of rubber and bark soft-fall surfacing
- Off-the-shelf elements populating a 'playable terrain'
- Integrated natural play
- Possible water/sand play
- Possible repurposing of existing play equipment in Norman King Square
- Shade through tree planting and possible shade sails/structure in places
- Integration of accessible play
- *Images indicative only*

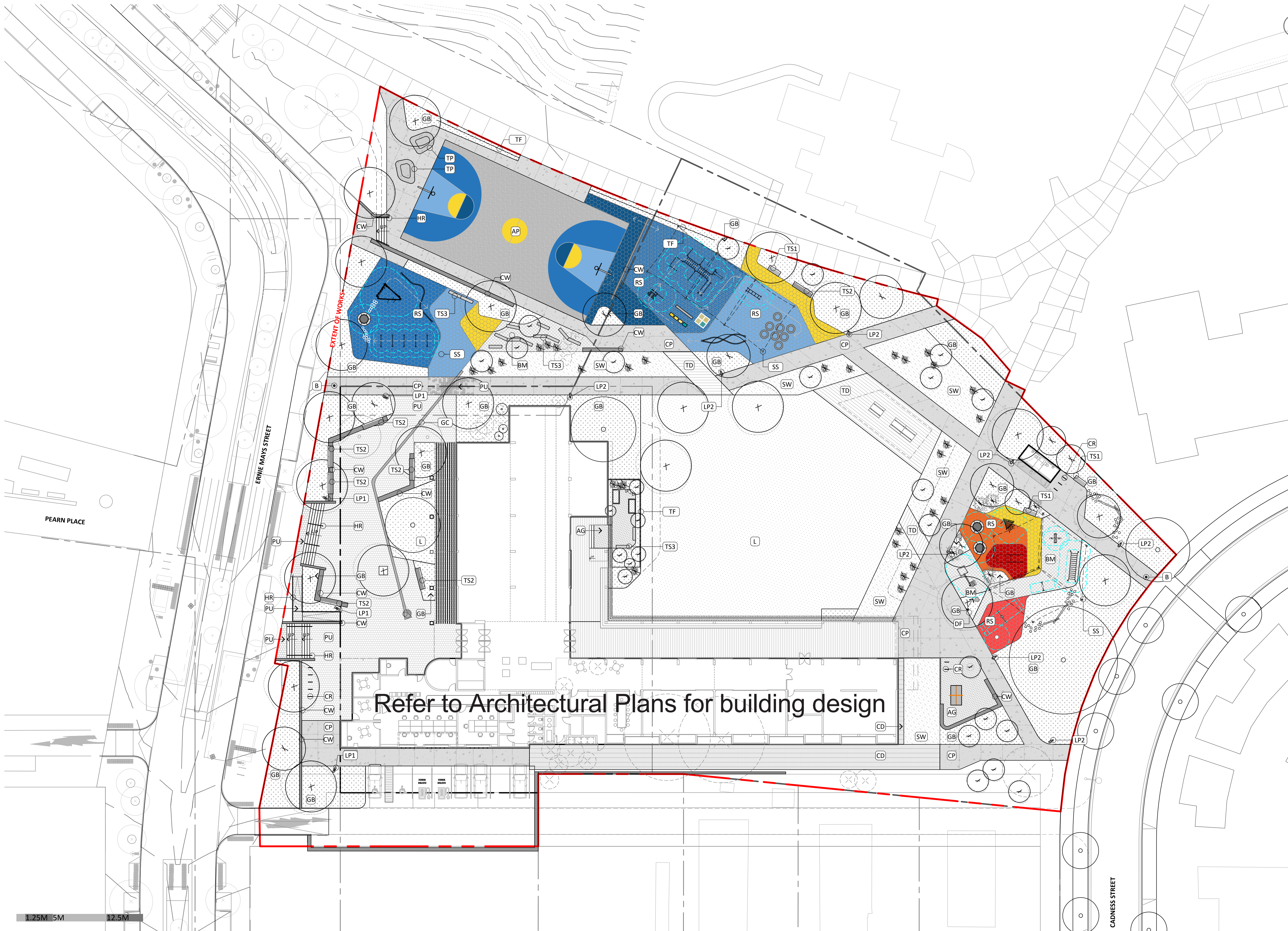


## Precedent Imagery - Playground – junior, senior and youth focus



- Focussed on Junior (10-12), Senior (13+) and youth (14+) age groups
- Youth play and occupation supported by Basketball Court, seating clusters and open court space
- Active, intensive playable terrain and elements
- Visually bold elements, particularly near to Ernie Mays St - help to create a destination and distinct identity for Community Hub
- Shade through tree planting and possible shade sails/structure in places
- Integration of accessible play
- *Images indicative only*





- ### FINISHES & FEATURES PLAN
- CP CONCRETE PAVING
  - PU STONE UNIT PAVING
  - AP ASPHALT PAVING
  - AG AGGREGATE PAVING
  - RS RUBBER SOFT FALL
  - BM BARK MULCH
  - TD TIMBER DECK
  - CD COMPOSITE DECK
  - GB GARDEN BED
  - SW PLANTED SWALE
  - L LAWN
  - TP TIMBER SEATING PLATFORMS
  - GC GRATED CHANNEL DRAIN  
CUSTOM DESIGN TBC
  - 00.000 NEW CONTOUR MAJOR
  - 00.000 NEW CONTOUR MINOR
  - SAW CUT CONTROL /  
EXPANSION JOINT
  - B REMOVABLE BOLLARD
  - CR STAINLESS STEEL CYCLE RACK
  - HR STAINLESS STEEL HANDRAIL
  - DF DRINKING FOUNTAIN
  - TS1 TIMBER SEAT TYPE 1  
MOON BENCH 1.8M LENGTH
  - TS2 TIMBER SEAT TYPE 2  
MOON BENCH 3M LENGTH
  - TS3 TIMBER SEAT TYPE 3  
LAMINATED TIMBER MASS BENCH
  - LP1 LIGHT POLE TYPE 1  
6M HIGH POLE LIGHTING
  - LP2 LIGHT POLE TYPE 2  
4M HIGH POLE LIGHTING
  - TF TIMBER BATTEN FENCE
  - SS CUSTOM SHADE SAIL  
STRUCTURE  
DESIGN TO BE COORDINATED WITH  
FABRICATOR
  - PROPOSED TREES
  - EXISTING TREES RETAINED
  - EXISTING TREES REMOVED
- REFER TO PRELIMINARY DESIGN REPORT FOR  
PLAY EQUIPMENT DETAILS
- EXTENT OF WORKS
  - SITE BOUNDARY
  - PROPERTY BOUNDARY

1:25M 15M 12.5M

**wā**  
wright +  
associates  
landscape  
architects

t +64 9 373 5258  
e office@waal.co.nz  
w www.waal.co.nz

level 1  
478 Karangahape Road,  
Newtown, Auckland  
New Zealand Aotearoa

NOT FOR CONSTRUCTION  
DO NOT SCALE DRAWING.

COPYRIGHT WRIGHT + ASSOCIATES LIMITED ©

issue	amendment	by	checked	date
A	PD ISSUE	OP	NJ	28.03.24

project name:  
**Northcote Community Hub**

project phase:  
**CONCEPT**

project no:  
**2214**

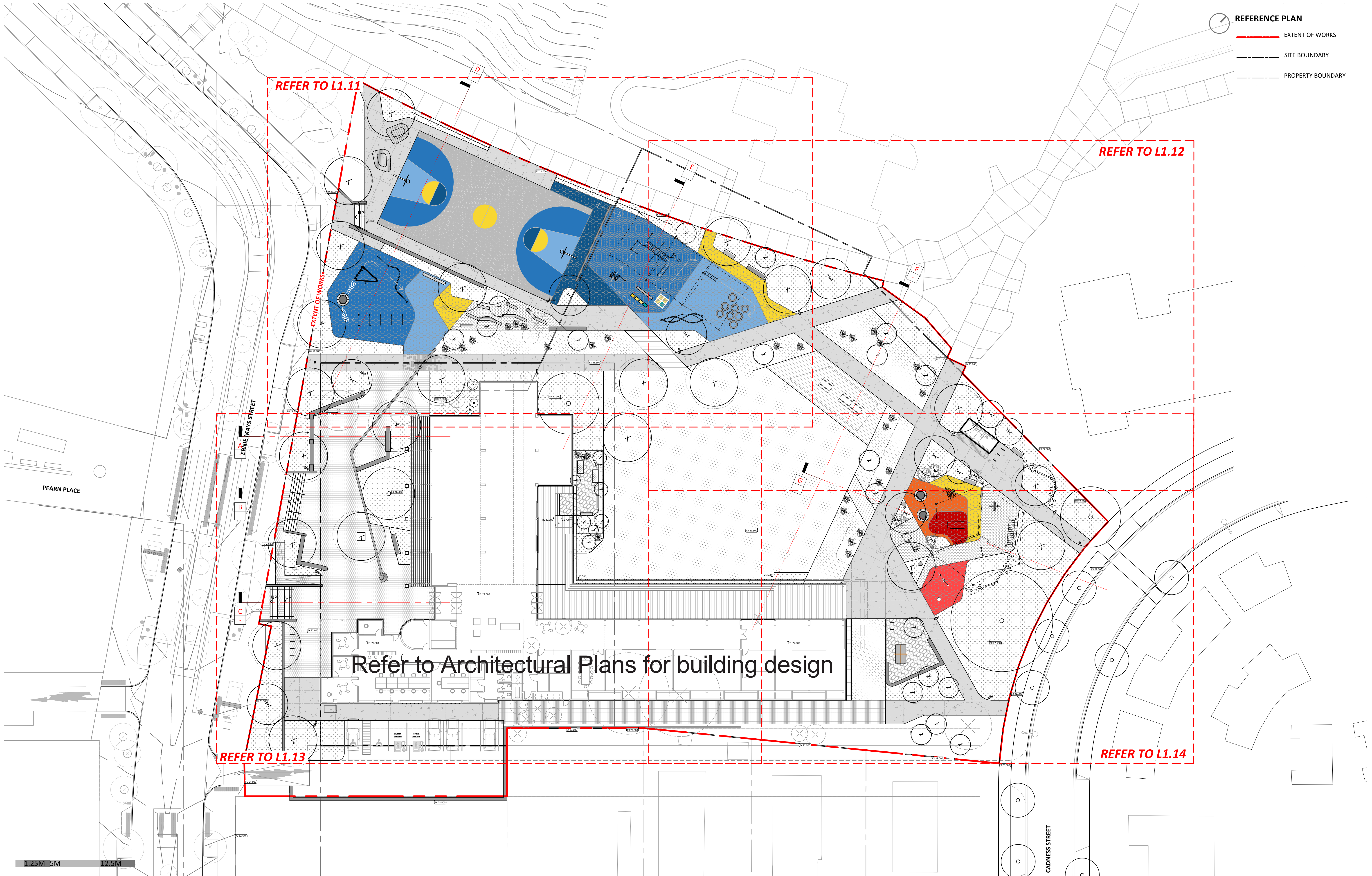
client:  
**EKE PANUKU DEVELOPMENT AUCKLAND**

drawing title:  
**SITE PLAN**

scale:  
1:250 @ A1, 1:500 @ A3

drawing no.  
**L1.01**



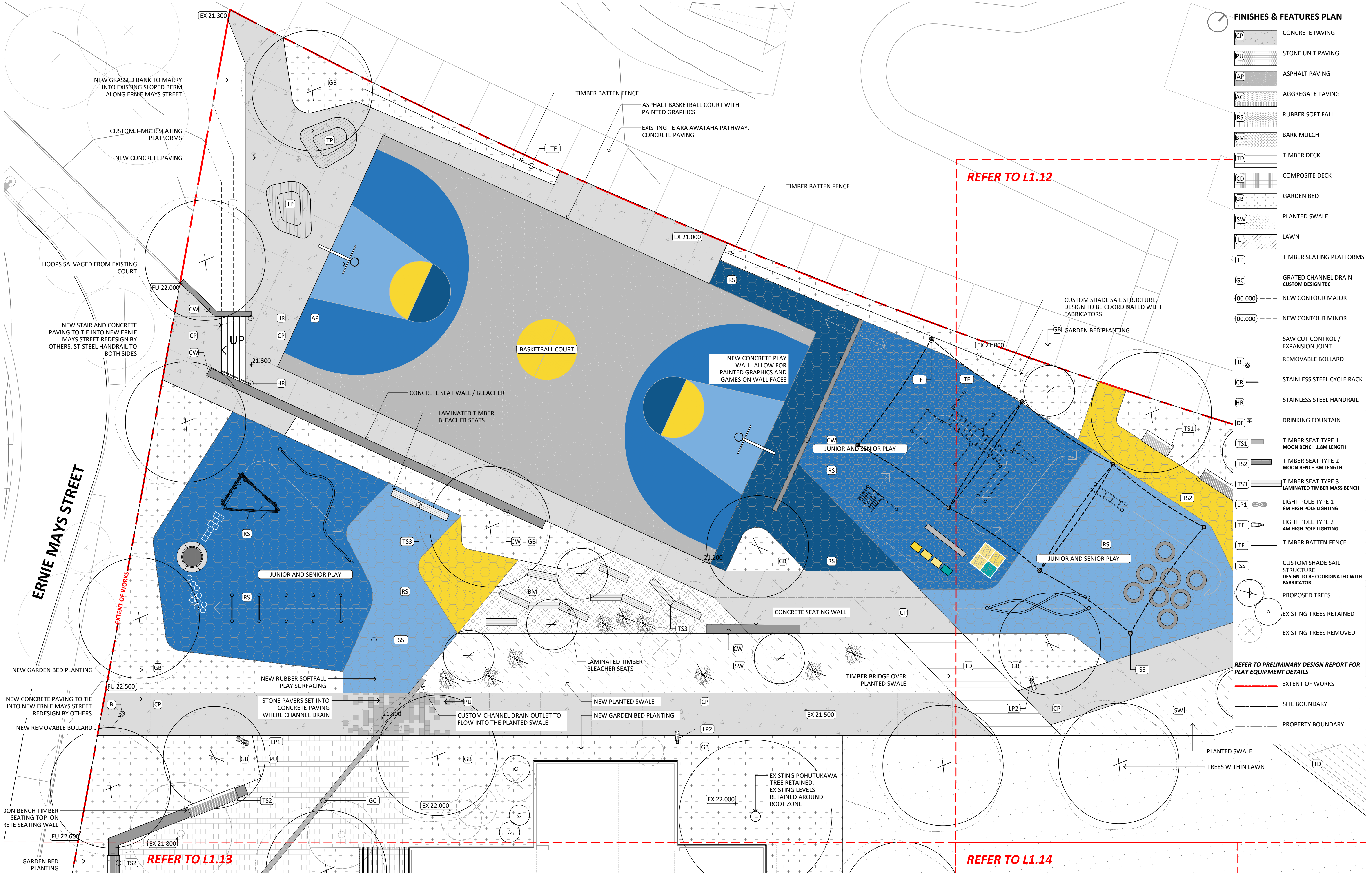


issue	amendment	by	checked	date
A	PD ISSUE	OP	NJ	28.03.24

project name: <b>Northcote Community Hub</b>	
project phase: <b>CONCEPT</b>	project no: <b>2214</b>
client: <b>EKE PANUKU DEVELOPMENT AUCKLAND</b>	

drawing title: <b>REFERENCE PLAN</b>	
scale: 1:250 @ A1, 1:500 @ A3	drawing no. <b>L1.03</b>





- FINISHES & FEATURES PLAN**
- CP CONCRETE PAVING
  - PU STONE UNIT PAVING
  - AP ASPHALT PAVING
  - AG AGGREGATE PAVING
  - RS RUBBER SOFT FALL
  - BM BARK MULCH
  - TD TIMBER DECK
  - CD COMPOSITE DECK
  - GB GARDEN BED
  - SW PLANTED SWALE
  - L LAWN
  - TP TIMBER SEATING PLATFORMS
  - GC GRATED CHANNEL DRAIN CUSTOM DESIGN TBC
  - 00.000 --- NEW CONTOUR MAJOR
  - 00.000 --- NEW CONTOUR MINOR
  - SAW CUT CONTROL / EXPANSION JOINT
  - B REMOVABLE BOLLARD
  - CR STAINLESS STEEL CYCLE RACK
  - HR STAINLESS STEEL HANDRAIL
  - DF DRINKING FOUNTAIN
  - TS1 TIMBER SEAT TYPE 1 MOON BENCH 1.8M LENGTH
  - TS2 TIMBER SEAT TYPE 2 MOON BENCH 3M LENGTH
  - TS3 TIMBER SEAT TYPE 3 LAMINATED TIMBER MASS BENCH
  - LP1 LIGHT POLE TYPE 1 6M HIGH POLE LIGHTING
  - TF LIGHT POLE TYPE 2 4M HIGH POLE LIGHTING
  - TF TIMBER BATTEN FENCE
  - SS CUSTOM SHADE SAIL STRUCTURE DESIGN TO BE COORDINATED WITH FABRICATOR
  - PROPOSED TREES
  - EXISTING TREES RETAINED
  - EXISTING TREES REMOVED

REFER TO PRELIMINARY DESIGN REPORT FOR PLAY EQUIPMENT DETAILS

--- EXTENT OF WORKS

--- SITE BOUNDARY

--- PROPERTY BOUNDARY

0.5M 2.0M 5.0M

**wā**  
wright + associates  
landscape architects

t +64 9 373 5258  
e office@waal.co.nz  
w www.waal.co.nz

level 1  
478 Karangahape Road,  
Newtown, Auckland  
New Zealand Aotearoa

NOT FOR CONSTRUCTION

DO NOT SCALE DRAWING.

COPYRIGHT WRIGHT + ASSOCIATES LIMITED ©

issue	amendment	by	checked	date
A	PD ISSUE	OP	NJ	28.03.24

project name: Northcote Community Hub

project phase: CONCEPT

EKE PANUKU DEVELOPMENT AUCKLAND

project no: 2214

client: EKE PANUKU DEVELOPMENT AUCKLAND

drawing title: LANDSCAPE PLAN 01 OF 04

scale: 1:100 @ A1, 1:200 @ A3

drawing no. L1.11





FINISHES & FEATURES PLAN

- CP CONCRETE PAVING
- PU STONE UNIT PAVING
- AP ASPHALT PAVING
- AG AGGREGATE PAVING
- RS RUBBER SOFT FALL
- BM BARK MULCH
- TD TIMBER DECK
- CD COMPOSITE DECK
- GB GARDEN BED
- SW PLANTED SWALE
- L LAWN
- TP TIMBER SEATING PLATFORMS
- GC GRATED CHANNEL DRAIN  
CUSTOM DESIGN TBC
- 00.000 --- NEW CONTOUR MAJOR
- 00.000 --- NEW CONTOUR MINOR
- SAW CUT CONTROL /  
EXPANSION JOINT
- B REMOVABLE BOLLARD
- CR STAINLESS STEEL CYCLE RACK
- HR STAINLESS STEEL HANDRAIL
- DF DRINKING FOUNTAIN
- TS1 TIMBER SEAT TYPE 1  
MOON BENCH 1.8M LENGTH
- TS2 TIMBER SEAT TYPE 2  
MOON BENCH 3M LENGTH
- TS3 TIMBER SEAT TYPE 3  
LAMINATED TIMBER MASS BENCH
- LP1 LIGHT POLE TYPE 1  
6M HIGH POLE LIGHTING
- TF LIGHT POLE TYPE 2  
4M HIGH POLE LIGHTING
- TF TIMBER BATTEN FENCE
- SS CUSTOM SHADE SAIL  
STRUCTURE  
DESIGN TO BE COORDINATED WITH  
FABRICATOR
- PROPOSED TREES
- EXISTING TREES RETAINED
- EXISTING TREES REMOVED

REFER TO PRELIMINARY DESIGN REPORT FOR  
PLAY EQUIPMENT DETAILS

- EXTENT OF WORKS
- SITE BOUNDARY
- PROPERTY BOUNDARY

REFER TO L1.13

REFER TO L1.14

0.5M 2.0M 5.0M

**wā**  
wright +  
associates  
landscape  
architects

t +64 9 373 5258  
e office@waal.co.nz  
w www.waal.co.nz

level 1  
478 Karangahape Road,  
newton, auckland  
new zealand aotearoa

NOT FOR CONSTRUCTION  
DO NOT SCALE DRAWING.

COPYRIGHT WRIGHT + ASSOCIATES LIMITED ©

issue	amendment	by	checked	date
A	PD ISSUE	OP	NJ	28.03.24

project name:  
**Northcote Community Hub**

project phase:  
**CONCEPT**

client:  
**EKE PANUKU DEVELOPMENT AUCKLAND**

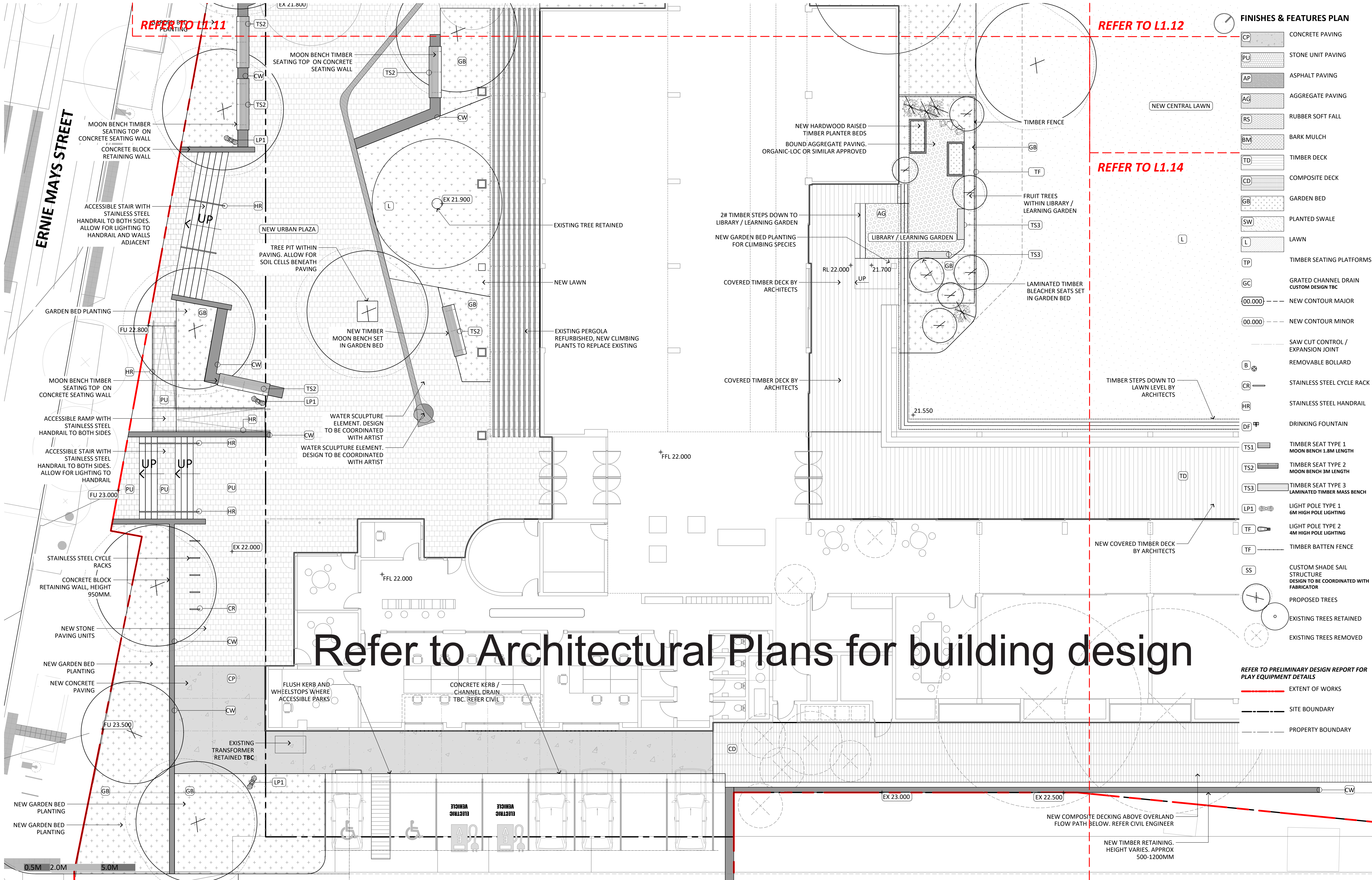
drawing title:  
**LANDSCAPE PLAN  
02 OF 04**

scale:  
1:100 @ A1, 1:200 @ A3

drawing no.  
**L1.12**

project no:  
**2214**





FINISHES & FEATURES PLAN

- CP CONCRETE PAVING
- PU STONE UNIT PAVING
- AP ASPHALT PAVING
- AG AGGREGATE PAVING
- RS RUBBER SOFT FALL
- BM BARK MULCH
- TD TIMBER DECK
- CD COMPOSITE DECK
- GB GARDEN BED
- SW PLANTED SWALE
- L LAWN
- TP TIMBER SEATING PLATFORMS
- GC GRATED CHANNEL DRAIN  
CUSTOM DESIGN TBC
- 00.000 --- NEW CONTOUR MAJOR
- 00.000 --- NEW CONTOUR MINOR
- SAW CUT CONTROL /  
EXPANSION JOINT
- B REMOVABLE BOLLARD
- CR STAINLESS STEEL CYCLE RACK
- HR STAINLESS STEEL HANDRAIL
- DF DRINKING FOUNTAIN
- TS1 TIMBER SEAT TYPE 1  
MOON BENCH 1.8M LENGTH
- TS2 TIMBER SEAT TYPE 2  
MOON BENCH 3M LENGTH
- TS3 TIMBER SEAT TYPE 3  
LAMINATED TIMBER MASS BENCH
- LP1 LIGHT POLE TYPE 1  
6M HIGH POLE LIGHTING
- TF LIGHT POLE TYPE 2  
4M HIGH POLE LIGHTING
- TF TIMBER BATTEN FENCE
- SS CUSTOM SHADE SAIL  
STRUCTURE  
DESIGN TO BE COORDINATED WITH  
FABRICATOR
- PROPOSED TREES
- EXISTING TREES RETAINED
- EXISTING TREES REMOVED

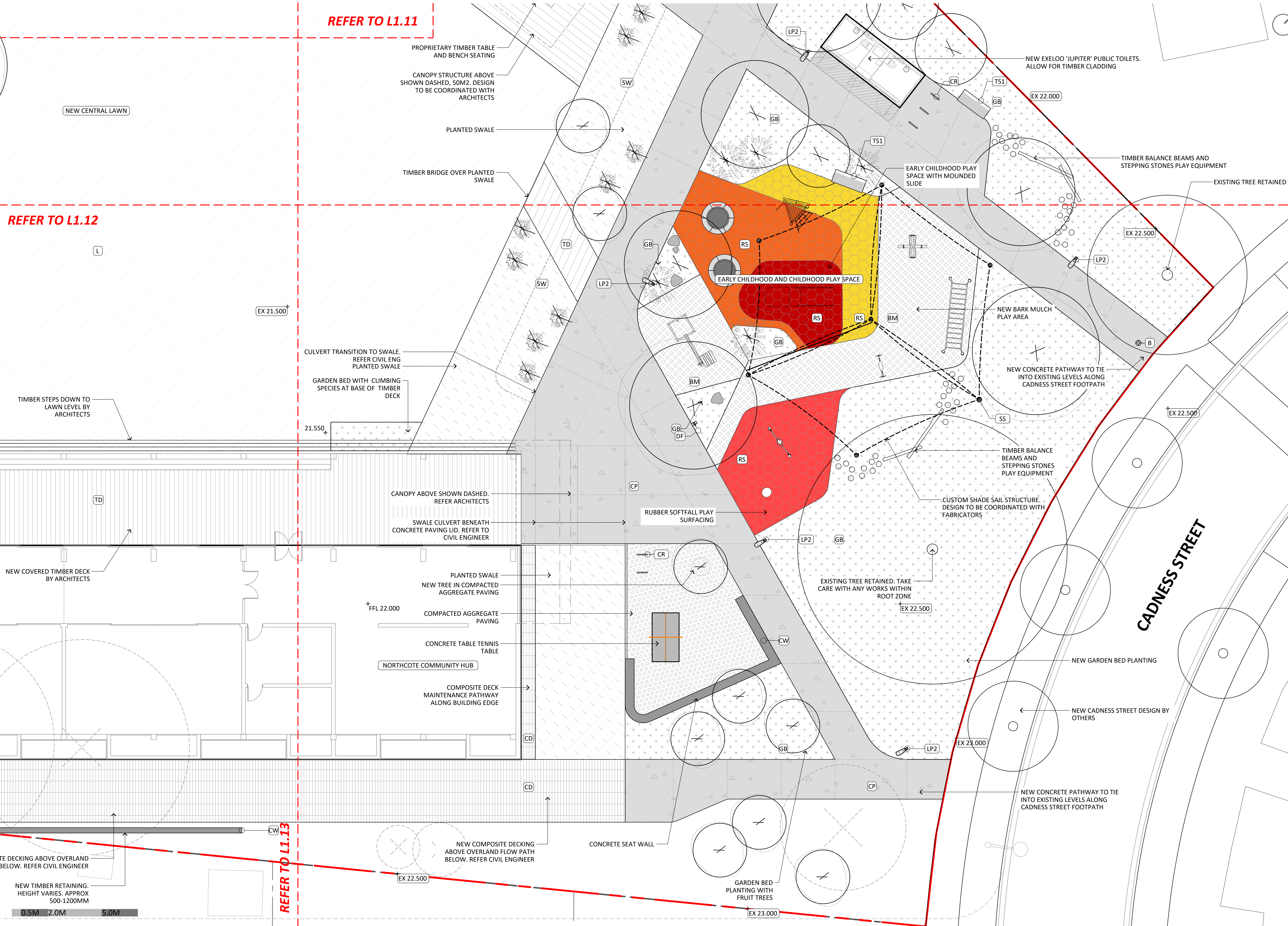
REFER TO PRELIMINARY DESIGN REPORT FOR  
PLAY EQUIPMENT DETAILS

- EXTENT OF WORKS
- SITE BOUNDARY
- PROPERTY BOUNDARY

issue	amendment	by	checked	date
A	PD ISSUE	OP	NJ	28.03.24

project name: <b>Northcote Community Hub</b>		drawing title: <b>LANDSCAPE PLAN 03 OF 04</b>	
project phase: <b>CONCEPT</b>		project no: <b>2214</b>	
client: <b>EKE PANUKU DEVELOPMENT AUCKLAND</b>		scale: 1:100 @ A1, 1:200 @ A3	
		drawing no. <b>L1.13</b>	





FINISHES & FEATURES PLAN

- CP CONCRETE PAVING
- PU STONE UNIT PAVING
- AP ASPHALT PAVING
- AG AGGREGATE PAVING
- RS RUBBER SOFT FALL
- BM BARK MULCH
- TD TIMBER DECK
- CD COMPOSITE DECK
- GB GARDEN BED
- SW PLANTED SWALE
- L LAWN
- TP TIMBER SEATING PLATFORMS
- GC GRATED CHANNEL DRAIN CUSTOM DESIGN TBC
- 00.000 NEW CONTOUR MAJOR
- 00.000 NEW CONTOUR MINOR
- SAW CUT CONTROL / EXPANSION JOINT
- B REMOVABLE BOLLARD
- CR STAINLESS STEEL CYCLE RACK
- HR STAINLESS STEEL HANDRAIL
- DF DRINKING FOUNTAIN
- TS1 TIMBER SEAT TYPE 1 MOON BENCH 1.8M LENGTH
- TS2 TIMBER SEAT TYPE 2 MOON BENCH 3M LENGTH
- TS3 TIMBER SEAT TYPE 3 LAMINATED TIMBER MASS BENCH
- LP1 LIGHT POLE TYPE 1 6M HIGH POLE LIGHTING
- TF LIGHT POLE TYPE 2 4M HIGH POLE LIGHTING
- TF TIMBER BATTEN FENCE
- SS CUSTOM SHADE SAIL STRUCTURE DESIGN TO BE COORDINATED WITH FABRICATOR
- PROPOSED TREES
- EXISTING TREES RETAINED
- EXISTING TREES REMOVED

REFER TO PRELIMINARY DESIGN REPORT FOR PLAY EQUIPMENT DETAILS

- EXTENT OF WORKS
- SITE BOUNDARY
- PROPERTY BOUNDARY

issue	amendment	by	checked	date
A	PD ISSUE	OP	NJ	28.03.24

project name:  
**Northcote Community Hub**

project phase:  
**CONCEPT**

client:  
**EKE PANUKU DEVELOPMENT AUCKLAND**

project no:  
**2214**

scale:  
1:100 @ A1, 1:200 @ A3

drawing no.  
**L1.14**

drawing title:  
**LANDSCAPE PLAN  
04 OF 04**